

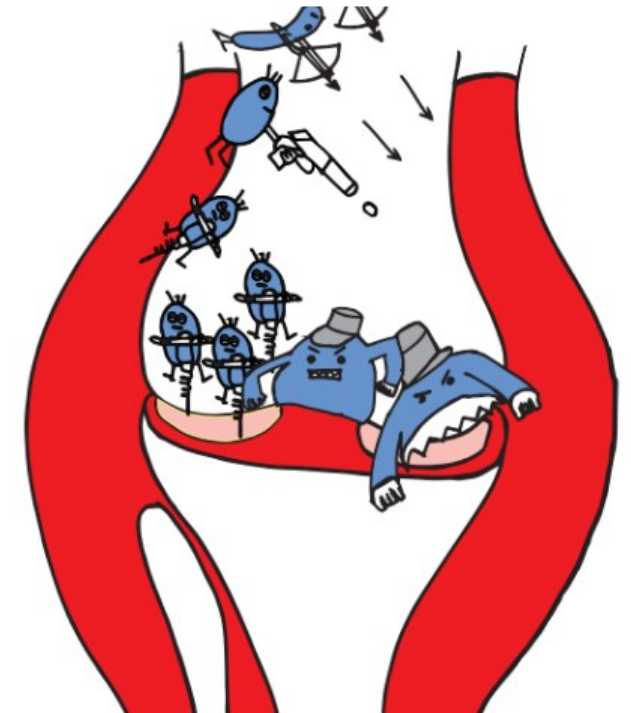
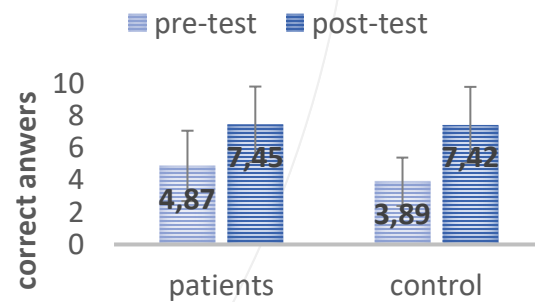
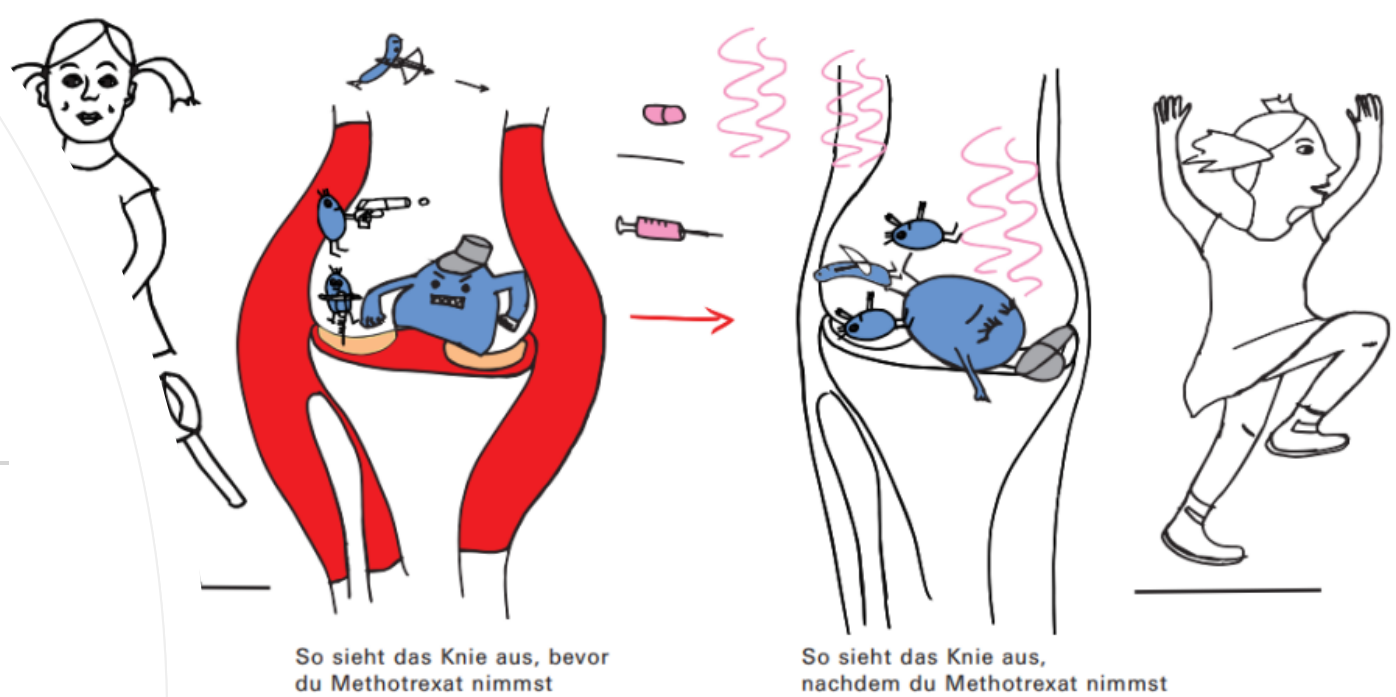
# Explaining juvenile idiopathic arthritis (JIA) and its treatment to paediatric patients using pictorial education materials and easy-to-read texts

Christiane Reiser  
Bregenz




# Development of educational materials

- Developmental process
  - ped. rheumatologists, graphic-designer, transformation to easy-to-read texts
  - Graphics to different themes including
    - autoimmune diseases
    - subtypes of JIA
    - treatment strategy and medication
    - supportive treatment
- Evaluation process
  - Probands age 6-21 years
  - Patients n=38, healthy controls n=46
  - Questionnaire
- Results
  - Pre/post test-significant gain of knowledge ( $p < .001$ )



# Discussion

- Effective tool for patient education
- Useful also for instructed health care professionals
- Available in German
- Animated videos available in English and German



Finally....

Grafics and videos available from:

[christiane.reiser@lkhb.at](mailto:christiane.reiser@lkhb.at)

[christian.huemer@lkhb.at](mailto:christian.huemer@lkhb.at)

Thank you to the team- Martina Huemer, Nina Zeltner, Petra Fähndrich, Beatrix Rettenbacher, Christian Huemer

Thank you to all the patients, parents, students, teachers for participating